

Diagonal Composition



A dynamic method of composing a photo – and which is more pleasing to the eye – is to have a diagonal line running through the photo, from corner to corner or from about 1/3 down from the top to 1/3 up from the bottom.



Strong diagonal lines provide a sense of movement and speed, and add drama to a composition. A diagonal arrangement of the main subject appeals more to the eye than a perfectly horizontal or vertical placement. Our eyes naturally favor the non-traditional arrangement of lines.



Copyright © Mary Doo

The line could be a street, a fence rail, a road, a shoreline, etc. - anything which creates a line or division in the picture.



Whether the line rises or falls creates different feelings about the photo. If a line descends into the picture from top left to bottom right, something appears to be entering the picture – more positive feeling.




If the line rises from bottom left to top right, something appears to be leaving the picture – more negative feeling.



Use these concepts to create specific feelings in your photographs.




Diagonal Lines



Gives ACTION to a picture

**CONTRAST in Size and Shape
draws the eye to the truck
which is the CENTER of INTEREST**












Agust 2007











photoaxe.com



Informes de la Construcción

Años de la revista

Exposición Conmemorativa

20 de mayo al 10 junio 2008

Instituto de Ciencias de la
Construcción Eduardo Torroja
Consejo Superior de
Investigaciones Científicas

Cooperación con:
Asociación Española de
Ingenieros de Edificación
Instituto Tecnológico de
Cataluña
Organización:
José Antonio Torroja
Félix González
Antonio Amorín-Alonso









Copyright G Dan Mitchell
www.gdanmitchell.com





Assignment 2

- Work with a partner; i.e., group of 2.
- Take a camera and go take 10 photos of places/situations in which there are diagonal lines.
- Make sure you get at least 5 photos of a line descending into the picture from the left, and the other rising to the right.



- When you return, download your photos to your Photography folder, view them, and keep only your five best shots of each direction (four photos in total). Name these “diagonal1”, “diagonal2”, “diagonal3”, and “diagonal4”etc.